



How to Use Learning Ally Audiobooks on Apple Devices

Learning Ally. Making reading accessible for all.

My Home Browse Audiobooks Resources My Bookshelf

Audiobooks (9)

News (0)

Help (0)

Resources (0)

Filter Audiobooks

Clear All

Subject

Grade Level

Copyright Year

Book Class

Audiobook Results for "The Cat in The Hat" (9)

Sort By Best Match Per Page 10 Prev 1 Next

The cat in the hat
I can read it all by myself
by Seuss Dr.

Available format(s):
Classic Audio

Add to Bookshelf

What's an Audio Format

Copyright Year: 1957
Class: Copyright
ISBN-13: 9780394800011
ISBN-10: 039480001X

The Cat in the Hat
I Can Read It All by Myself Series Beginner
Books

Available format(s):
Classic Audio

Downloading and reading audiobooks from Learning Ally is simple. Just follow these steps and you'll be reading in no time!

STEP 1: SELECT BOOK

- A. Log into LEARNINGALLY.ORG
- B. BROWSE for books, i.e. *The Cat In The Hat*
- C. ADD books to bookshelf



AT&T 9:32 AM

Search

Learning Ally Audio (4+)

Learning Ally

No Ratings

OPEN

Details Reviews Related

testaccoun4

Listen Download Update

You're stepping on my...
Hall Roger
66.0 MB of 88.6 MB

Sisterhood of spies the...
McIntosh Elizabeth P.
zero KB of 186.2 MB - waiting

Freedom Flyers
J. Todd Moye
197.1 MB

Featured Top Charts Genius Search Updates

STEP 2: DOWNLOAD APP

- A. Download **LEARNING ALLY AUDIO APP** from App Store
- B. Open **APP** on your device

jsmith@... B ail.com A

Listen Download Update

The Cat in the Hat
Dr. Seuss (Author Illustrator)
3.0 MB of 5.6 MB

Catching Fire
Collins Suzanne
149.3 MB

Mouse and Mole a Perf...
Wong Herbert Yee
7.4 MB

STEP 3: DOWNLOAD BOOK

- A. Click **DOWNLOAD** tab
- B. Click on **UPDATE** to refresh book list
- C. Click on a **BOOK** to download to your device
- D. Click **LISTEN** tab, click on **BOOK** to open

jsmith@gm... A

Table of cont... Play

The Cat in the Hat
Dr. Seuss

TOC Page Bookmark

Level 1
The Cat in the Hat

Level 1
(Opening Announcements)

Level 1
Navigation Guide

STEP 4: LISTEN AND ENJOY

- A. Click **PLAY** to begin listening
Enjoy learning through listening!

FOR ASSISTANCE, CONTACT CUSTOMER SERVICE
MONDAY THROUGH FRIDAY, 8:30 AM – 8:00 PM ET, 800.221.4792

Listening Tips


A well-designed reading program using Learning Ally audiobooks can help a child with a print-based disability get on track over time.

- 1 Choose audiobooks that your child will like reading.** Enjoyment is critical. In addition, choose audiobooks that your child can use for school. You'll create a pleasurable, productive learning experience.
- 2 Make listening a habit.** See that your child reads with audiobooks at least three times a week. Like exercise, listening to audiobooks regularly gets the best results.
- 3 Encourage your child to stick with it.** While some children take to audiobooks immediately, for some it takes three to five audiobooks to get comfortable with the experience of learning through listening.
- 4 Read the text and listen at the same time to build reading skills.** We have more than 2,000 VOICEtext titles, with included text that's highlighted as it's being read. This builds vocabulary, decoding skills and general reading comprehension, and it helps build an ear for fluency and expression.
- 5 Reinforce the idea that listening is reading.** There's more than one way to read, and listening offers your child real advantages, such as being able to engage with a voice, which boosts emotional involvement and lengthens attention span.
- 6 Read ... and re-read.** By reading a book multiple times, your child builds fluency, reinforces key concepts and comprehends more.
- 7 Give your child specific questions to answer after listening.** Or ask her to predict what will happen next in the story. This trains her to listen with a purpose, and it encourages her to think about and organize what she's read.
- 8 Provide a welcoming reading environment.** Find a quiet place that optimizes listening, with few distractions that interrupt reading and learning.


FOR ASSISTANCE, CONTACT US

MONDAY THROUGH FRIDAY, 8:30 AM – 8:00 PM ET, 800.221.4792

CONTROLS & PREFERENCES

 Adjust font size as well as background and highlight colors

 Adjust audio pitch and speed

 10-second rewind


 Rewind


 Play


 Pause


 Fast forward

 10-second fast forward

 Navigate sections and chapters of the book

 Bookmarking

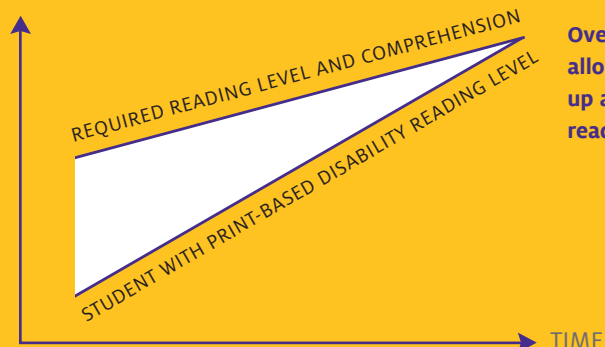
 Shake your phone to start and stop audio

 Use your headset to control your audio playback
Single push: play/stop
Double pushes: forward
Triple pushes: backward
Earphone plug in/out: stop

Audiobooks fill the gap

Audiobooks provide an essential role in helping students with print-based disabilities “fill the gap” in learning and avoid falling further behind in school. By using information expressed in a different format, a child can learn and grow confident in his capabilities, reinforcing the power of achievement in school and beyond.


READING LEVEL/
GRADE



Over time, audiobooks allow students to catch up and keep with their reading — and learning.



How to Use Learning Ally Audiobooks on Android Devices



Downloading and reading audiobooks from Learning Ally is simple. Just follow these steps and you'll be reading in no time!

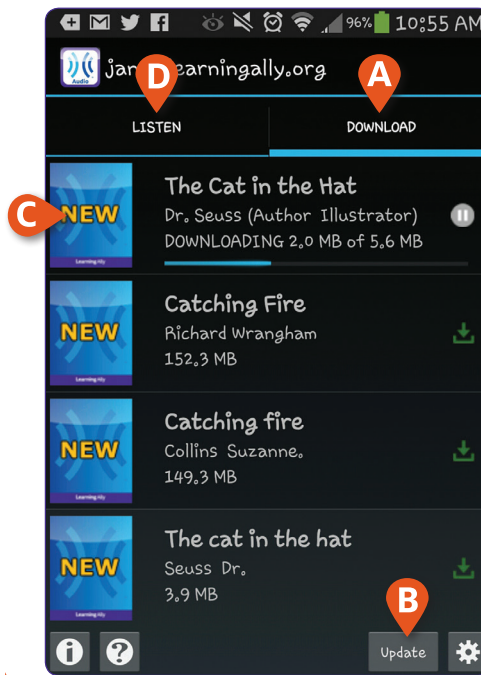
STEP 1: SELECT BOOK

- A. Log into LEARNINGALLY.ORG
- B. BROWSE for books, i.e. *The Cat In The Hat*
- C. ADD books to bookshelf



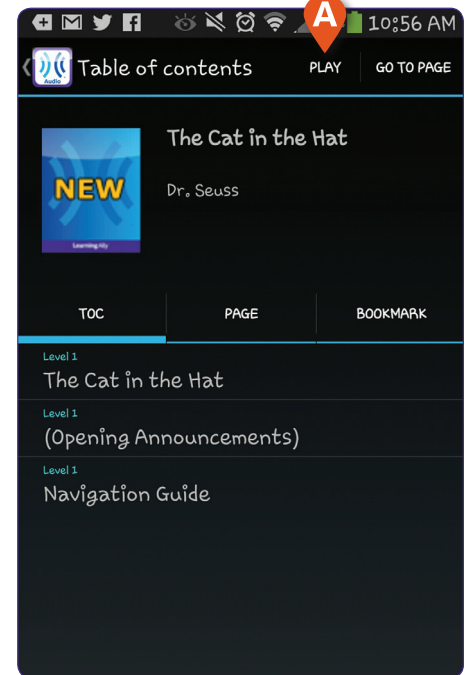
STEP 2: DOWNLOAD APP

- A. Download LEARNING ALLY AUDIO APP from Google Play store
- B. OPEN app on your device



STEP 3: DOWNLOAD BOOK

- A. Click DOWNLOAD tab
- B. Click on UPDATE to refresh book list
- C. Click on a BOOK to download to your device
- D. Click LISTEN tab, click on BOOK to open



STEP 4: LISTEN AND ENJOY

- A. Click PLAY to begin listening
- Enjoy learning through listening!

FOR ASSISTANCE, CONTACT CUSTOMER SERVICE
MONDAY THROUGH FRIDAY, 8:30 AM – 8:00 PM ET, 800.221.4792

Listening Tips















A well-designed reading program using Learning Ally audiobooks can help a child with a print-based disability get on track over time.

- 1 Choose audiobooks that your child will like reading.** Enjoyment is critical. In addition, choose audiobooks your child can use for school. You'll create a pleasurable, productive learning experience.
- 2 Make sure your child reads with audiobooks at least three times a week.** Frequent use of audiobooks helps establish a habit of reading with them — and gets students comfortable with reading through listening.
- 3 Encourage your child to stick with it.** It can take from three to six audiobooks for her to feel comfortable reading and learning in this way, but it's worth the effort.
- 4 Read the text and listen at the same time to build reading skills.** We have more than 2,000 VOICEtext titles, with included text that's highlighted as it's being read. This builds vocabulary, decoding skills and general reading comprehension, and it helps build an ear for fluency and expression.
- 5 Reinforce the idea that listening is reading.** There's more than one way to read, and listening offers your child real advantages, such as being able to engage with a voice, which boosts emotional involvement and lengthens attention span.
- 6 Read ... and re-read.** By reading a book multiple times, your child builds fluency, reinforces key concepts and comprehends more.
- 7 Give your child specific questions to answer after listening.** Or ask her to predict what will happen next in the story. This trains her to listen with a purpose, and it encourages her to think about and organize what she's read.
- 8 Provide a welcoming reading environment.** Find a quiet place that optimizes listening, with few distractions that interrupt reading and learning.

FOR ASSISTANCE, CONTACT US

MONDAY THROUGH FRIDAY, 8:30 AM – 8:00 PM ET, 800.221.4792

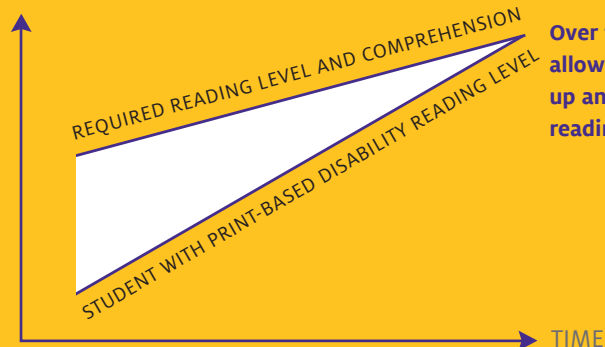
CONTROLS & PREFERENCES

-  Adjust background and highlight colors
-  Adjust font size
-  Adjust audio pitch and speed
-  10-second rewind
-  Rewind
-  Play
-  Pause
-  Fast forward
-  10-second fast forward
-  Jump to page
-  Navigate sections and chapters of the book
-  Bookmarking
-  Shake your phone to start and stop audio
-  Use your headset to control your audio playback
 - Single push: play/stop
 - Double pushes: forward
 - Triple pushes: backward
 - Earphone plug in/out: stop

Audiobooks fill the gap

Audiobooks provide an essential role in helping students with print-based disabilities “fill the gap” in learning and avoid falling further behind in school. By using information expressed in a different format, a child can learn and grow confident in his capabilities, reinforcing the power of achievement in school and beyond.

READING LEVEL/
GRADE



Over time, audiobooks allow students to catch up and keep with their reading — and learning.