

THE LEARNING ALLY AUDIOBOOK SOLUTION

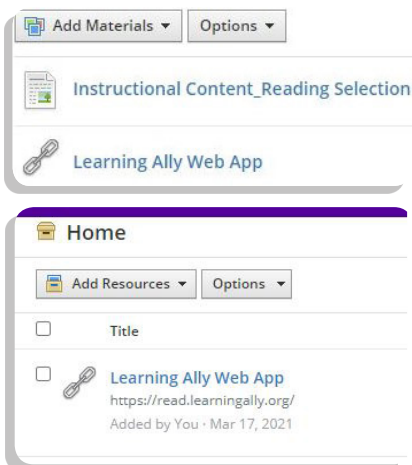
Using the Learning Ally Audiobook Solution Web App with Your Learning Management System



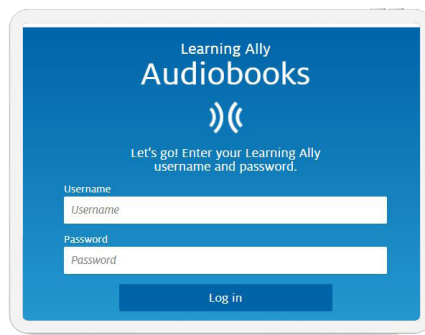
The Learning Ally Audiobook Solution helps students with reading deficits unlock their full academic potential. Students can access it via our award-winning app for iOS and Android devices or web app. Using the [Learning Ally Audiobooks Web App](#) requires no installation and works with any internet browser.

Follow these steps to make it easier for your students to start reading with the web app:

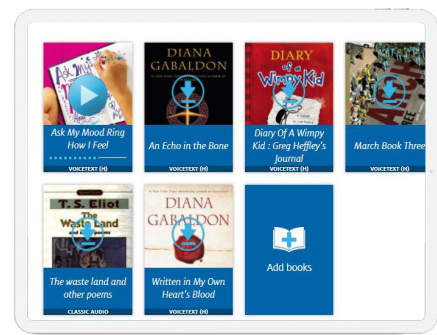
Step 1: If you're using Schoology as your LMS, we suggest placing a link to <https://read.learningally.org> in-line with your main course page by using "Add Materials" and/or by placing the link in the main "Resources" area.



Step 2: To access the Learning Ally Audiobook Solution via the web app, students will need their own username and password. If Learning Ally access was previously shared, be sure they have login credentials before getting started.



Step 3: Students are now entered directly into their bookshelf and are able to select and read their Learning Ally audiobooks!



Get more information on getting started with the Learning Ally Audiobook Solution, review our [Getting Started User Guide](#). To enroll your school or district, find more information on incorporating audiobooks into your classroom, or to browse available titles, visit the [Learning Ally Texas Landing Page](#).